






PUBLICATION BALANCE SHEET AS OF MAY 31, 2024
(EXPRESSED IN US DOLLARS)

ASSETS		LIABILITIES AND EQUITY	
CASH AND DUE FROM BANKS	11.195.218	CUSTOMERS' DEPOSITS	18.812.965
Cash	2.564.505	Demand deposits	17.515.057
Central Bank of Venezuela	7.274.558	Noninterest-bearing checking accounts	8.569.375
Banks and other local financial institutions	172	Interest-bearing checking accounts	393.074
Banks and correspondent offices abroad	1.355.983	Current Accounts According to Exchange Agreement No. 20	-
Head Office and Branches	-	Demand deposits and certificates	7.455.285
Clearing House Funds	-	Current Accounts According to the Exchange Market System of L.C.	1.097.324
(Allowance for cash and due from banks)	-	Special funds in trust according to the Exchange Market System of L.C.	-
		Other demand obligations	1.227.007
		Obligations from money market desk transactions	-
INVESTMENT SECURITIES	1.284.687	Savings deposits	70.901
Placements in Central Bank of Venezuela and Interbank Transactions	97.028	Time deposits	-
Trading investment securities	245.000	Securities issued by the Bank	-
Available-for-sale investment securities	289	Restricted customers' deposits	-
Held-to-maturity investment securities	827.548	Rights and shares on securities	-
Restricted cash investments	114.822		
Other investment securities	-	OBLIGATIONS WITH CENTRAL BANK OF VENEZUELA	-
(Allowance for investment securities)	-	Deposits and obligations with BANAVIH	-
		OTHER BORROWINGS	1.812.397
LOAN PORTFOLIO	11.427.125	Obligations with local financial institutions due in one year or less	1.812.397
Current loans	11.597.664	Obligations with local financial institutions due in one year or more	-
Restructured loans	-	Obligations with foreign financial institutions due in one year or less	-
Past-due loans	552.415	Obligations with other foreign financial institutions due in one year or more	-
Loans in litigation	-	Obligations from other borrowings due in one year or less	-
(Allowance for loan portfolio)	(722.955)	Obligations from other borrowings due in one year or more	-
		OTHER FINANCIAL INTERMEDIATION OBLIGATIONS	-
INTERESTS AND COMMISSIONS RECEIVABLE	261.170	INTERESTS AND COMMISSIONS PAYABLE	66.437
Accrued interest receivable from cash and due from banks	-	Accrued liabilities from customers' deposits	52.962
Accrued interest receivable from investment securities	487.629	Accrued liabilities from obligations with Central Bank of Venezuela	-
Accrued interest receivable from loan portfolio	79.989	Accrued liabilities from deposits and obligations with BANAVIH	-
Commissions receivable	149.472	Accrued liabilities from other borrowings	13.474
Accrued interest and commissions receivable from other receivables	-	Accrued liabilities from other financial intermediation obligations	-
(Allowance for accrued interest receivable and other)	(455.919)	Accrued liabilities from other obligations	-
		Accrued liabilities from subordinated obligations	-
INVESTMENTS IN SUBSIDIARIES, AFFILIATES AND BRANCHES	-	ACCURALS AND OTHER LIABILITIES	10.240.001
Investments in subsidiaries and affiliates	-	SUBORDINATED OBLIGATIONS	-
Investments in branches	-	OTHER OBLIGATIONS	-
(Allowance for investments in subsidiaries, affiliates and branches)	-	TOTAL LIABILITIES	30.931.800
FORECLOSED ASSETS	-	OPERATING MANAGEMENT	648.282
PREMISES AND EQUIPMENT	1.486.502	TOTAL EQUITY	6.732.517
OTHER ASSETS	12.657.898	TOTAL LIABILITIES AND EQUITY	38.312.599
TOTAL ASSETS	38.312.599		

TRUST FUND EQUITY (DETAILS)						
TYPES OF TRUST FUNDS	INDIVIDUALS	LEGAL ENTITIES	CENTRAL ADMINISTRATION	STATE, MUNICIPAL AND DC PUBLIC ADM.	DECENTRALIZED ENTITIES AND OTHER SPECIAL REG. ORG.	TOTAL
Investments	-	-	-	-	-	-
Collateral	-	-	-	-	-	-
Administration	-	-	-	-	-	-
Combined	-	-	-	-	-	-
Other	-	-	-	-	-	-
TOTAL	-	-	-	-	-	-

PUBLICATION STATEMENT OF PROFIT OR LOSS FOR THE PERIOD FROM JANUARY 1, 2024 TO MAY 31, 2024
(EXPRESSED IN US DOLLARS)

FINANCE INCOME	3.940.007	Other operating income	3.378.886
Cash and due from banks	-	Other operating expenses	(294.733)
Investment securities	131.794	FINANCIAL INTERMEDIATION MARGIN	4.833.886
Loan portfolio	3.808.208	COSTS OF OPERATIONS	(3.138.849)
Other receivables	-	Personnel expenses	(859.603)
Investments in subsidiaries, affiliates and branches.	-	General and administration expenses	(2.173.184)
Head Office and Branches	-	Contributions to FOGADE	(38.186)
Other finance income	5	Contributions to SUDEBAN	(66.875)
FINANCE EXPENSES	(1.843.625)	GROSS OPERATING MARGIN	1.695.037
Customers' deposits	(781.118)	Income from foreclosed assets	-
Obligations with B.C.V	-	Income from special programs	-
Deposits and obligations with BANAVIH	-	Sundry operating income	22.224
Other borrowings	(1.062.490)	Expenses from foreclosed assets	-
Other financial intermediation obligations	-	Depreciation, amortization and impairment of sundry goods	(900.114)
Subordinated obligations	-	Sundry operating expenses	-
Other obligations	-	NET OPERATING MARGIN	817.147
Head Office and Branches	-	Extraordinary income	-
Other finance expenses	(18)	Extraordinary expenses	-
GROSS FINANCIAL MARGIN	2.096.382	GROSS PROFIT BEFORE TAX	817.147
Income from recovery of financial assets	6.971	Income tax	(168.865)
Expenses from uncollectible and impaired financial assets	(353.619)	NET PROFIT FOR THE PERIOD	648.282
Uncollectible loans and other receivables	(353.619)		
Recording of allowance and adjustments to cash and due from banks	-		
NET FINANCIAL MARGIN	1.749.733		

				
President of Directors Board	Director	Executive	Vice President of Planning and Finance	Internal Audit
Investments assigned	-	Microloans	11.459.532	
Agricultural portfolio for the month	-	Loans to tourism sector as per current laws	-	
Cumulative agricultural portfolio	-	Mortgage loans as per Special Protection Law of the Housing Mortgage Debtor	-	
Deposits from official entities	12.206.181	Loans to the manufacturing sector	-	
		Equity-debt ratio	26,28%	