






PUBLICATION BALANCE SHEET AS OF JULY 31, 2024
(EXPRESSED IN US DOLLARS)

ASSETS		LIABILITIES AND EQUITY	
CASH AND DUE FROM BANKS	13.243.445	CUSTOMERS' DEPOSITS	24.693.112
Cash	4.204.449	Demand deposits	21.970.670
Central Bank of Venezuela	5.728.945	Noninterest-bearing checking accounts	11.086.073
Banks and other local financial institutions	172	Interest-bearing checking accounts	333.132
Banks and correspondent offices abroad	3.309.878	Current Accounts According to Exchange Agreement No. 20	-
Head Office and Branches	-	Demand deposits and certificates	8.059.695
Clearing House Funds	-	Current Accounts According to the Exchange Market System of L.C.	2.491.769
(Allowance for cash and due from banks)	-	Special funds in trust according to the Exchange Market System of L.C.	-
		Other demand obligations	2.644.931
INVESTMENT SECURITIES	1.491.040	Obligations from money market desk transactions	-
Placements in Central Bank of Venezuela and Interbank Transactions	300.997	Savings deposits	77.511
Trading investment securities	245.000	Time deposits	-
Available-for-sale investment securities	323	Securities issued by the Bank	-
Held-to-maturity investment securities	829.506	Restricted customers' deposits	-
Restricted cash investments	115.214	Rights and shares on securities	-
Other investment securities	-	OBLIGATIONS WITH CENTRAL BANK OF VENEZUELA	-
(Allowance for investment securities)	-	Deposits and obligations with BANAVIH	-
		OTHER BORROWINGS	3.064.661
LOAN PORTFOLIO	13.532.804	Obligations with local financial institutions due in one year or less	3.064.661
Current loans	13.731.284	Obligations with local financial institutions due in one year or more	-
Restructured loans	-	Obligations with foreign financial institutions due in one year or less	-
Past-due loans	696.902	Obligations with other foreign financial institutions due in one year or more	-
Loans in litigation	-	Obligations from other borrowings due in one year or less	-
(Allowance for loan portfolio)	(895.382)	Obligations from other borrowings due in one year or more	-
		OTHER FINANCIAL INTERMEDIATION OBLIGATIONS	-
INTERESTS AND COMMISSIONS RECEIVABLE	364.753	INTERESTS AND COMMISSIONS PAYABLE	106.356
Accrued interest receivable from cash and due from banks	-	Accrued liabilities from customers' deposits	71.073
Accrued interest receivable from investment securities	500.466	Accrued liabilities from obligations with Central Bank of Venezuela	-
Accrued interest receivable from loan portfolio	144.397	Accrued liabilities from deposits and obligations with BANAVIH	-
Commissions receivable	223.971	Accrued liabilities from other borrowings	35.284
Accrued interest and commissions receivable from other receivables	-	Accrued liabilities from other financial intermediation obligations	-
(Allowance for accrued interest receivable and other)	(504.081)	Accrued liabilities from other obligations	-
		Accrued liabilities from subordinated obligations	-
INVESTMENTS IN SUBSIDIARIES, AFFILIATES AND BRANCHES	-	ACCRUALS AND OTHER LIABILITIES	5.524.618
Investments in subsidiaries and affiliates	-	SUBORDINATED OBLIGATIONS	-
Investments in branches	-	OTHER OBLIGATIONS	-
(Allowance for investments in subsidiaries, affiliates and branches)	-	TOTAL LIABILITIES	33.388.747
FORECLOSED ASSETS	-	OPERATING MANAGEMENT	96.650
PREMISES AND EQUIPMENT	1.398.798	TOTAL EQUITY	7.428.645
OTHER ASSETS	10.883.202	TOTAL LIABILITIES AND EQUITY	40.914.042
TOTAL ASSETS	40.914.042	DEBIT CONTINGENT ACCOUNTS	-
		TRUST ASSETS	-
		OTHER TRUSTS	-
		DEBIT ACCOUNTS FROM OTHER TRUSTS	-
		(HOUSING AND HABITAT BENEFIT SYSTEM)	-
		OTHER DEBIT ACCOUNTS FROM SAVINGS HOUSING FUNDS	-
		OTHER DEBIT MEMORANDUM ACCOUNTS	27.543.663
		OTHER DEBIT CONTROL ACCOUNTS	-
		TRUST COMMISSIONS FOR OPERATIONS IN SOVEREIGN CRYPTOACTIVE	-

TRUST FUND EQUITY (DETAILS)						
TYPES OF TRUST FUNDS	INDIVIDUALS	LEGAL ENTITIES	CENTRAL ADMINISTRATION	STATE, MUNICIPAL AND DC PUBLIC ADM.	DECENTRALIZED ENTITIES AND OTHER SPECIAL REG. ORG.	TOTAL
Investments	-	-	-	-	-	-
Collateral	-	-	-	-	-	-
Administration	-	-	-	-	-	-
Combined	-	-	-	-	-	-
Other	-	-	-	-	-	-
TOTAL	-	-	-	-	-	-

PUBLICATION STATEMENT OF PROFIT OR LOSS FOR THE PERIOD FROM JULY 01, 2024 TO JULY 31, 2024
(EXPRESSED IN US DOLLARS)

FINANCE INCOME	1.190.225	Other operating income	1.105.822
Cash and due from banks	-	Other operating expenses	(89.920)
Investment securities	11.742	FINANCIAL INTERMEDIATION MARGIN	1.802.816
Loan portfolio	1.178.483	COSTS OF OPERATIONS	(1.140.381)
Other receivables	-	Personnel expenses	(259.573)
Investments in subsidiaries, affiliates and branches.	-	General and administration expenses	(853.688)
Head Office and Branches	-	Contributions to FOGADE	(11.159)
Other finance income	-	Contributions to SUDEBAN	(15.960)
FINANCE EXPENSES	(296.151)	GROSS OPERATING MARGIN	662.435
Customers' deposits	(205.308)	Income from foreclosed assets	-
Obligations with B.C.V	-	Income from special programs	-
Deposits and obligations with BANAVIH	-	Sundry operating income	6.198
Other borrowings	(90.839)	Expenses from foreclosed assets	-
Other financial intermediation obligations	-	Depreciation, amortization and impairment of sundry goods	(517.257)
Subordinated obligations	-	Sundry operating expenses	-
Other obligations	-	NET OPERATING MARGIN	151.376
Head Office and Branches	-	Extraordinary income	-
Other finance expenses	(4)	Extraordinary expenses	-
GROSS FINANCIAL MARGIN	894.074	GROSS PROFIT BEFORE TAX	151.376
Income from recovery of financial assets	-	Income tax	(54.727)
Expenses from uncollectible and impaired financial assets	(107.160)	NET PROFIT FOR THE PERIOD	96.650
Uncollectible loans and other receivables	(107.160)		
Recording of allowance and adjustments to cash and due from banks	-		
NET FINANCIAL MARGIN	786.914		

				
President of Directors Board	Director	Executive Vice President of Planning and Financer	Internal Audit	
Investments assigned	-	Micro-loans	13.748.286	
Agricultural portfolio for the month	-	Loans to tourism sector as per current laws	-	
Cumulative agricultural portfolio	-	Mortgage loans as per Special Protection Law of the Housing Mortgage Debtor	-	
Deposits from official entities	13.719.479	Loans to the manufacturing sector	-	
		Equity-debt ratio	23,85%	